

DOCUMENT RESUME

ED 101 810

JC 750 166

TITLE Facilities Sharing Questionnaire Survey.
INSTITUTION California Community Colleges, Sacramento. Office of the Chancellor.
PUB DATE Mar 74
NOTE 39p.
EDRS PRICE MF-\$0.76 HC-\$1.95 PLUS POSTAGE
DESCRIPTORS Classrooms; Dining Facilities; Educational Coordination; *Educational Facilities; *Facility Utilization Research; Facsimile Transmission; Instructional Materials Centers; *Junior Colleges; Library Cooperation; *Off Campus Facilities; Physical Education Facilities; *Shared Services; Theaters
IDENTIFIERS *California

AB.

In order to determine the extent to which the California community colleges share and borrow facilities, a questionnaire was sent to each California community college in January 1974. Sixty-six (96 percent) of the 69 districts responded. Analysis of the data revealed that the typical campus shared 7.5 facilities and borrowed 5.6. More than 37 kinds of facilities were shared. The facilities most commonly shared were physical education facilities (gymnasiums, athletic fields, swimming pools, and stadiums); general purpose classrooms; and general use facilities (theaters, cafeterias, and libraries). The most commonly borrowed facility was the general purpose classroom; classrooms were borrowed from other school districts, public agencies, and private parties by half of the districts. Libraries, extension centers, specialized and class laboratories, and physical education facilities are also frequently borrowed. For shared facilities, the range of participation includes from 47 percent to over 60 percent of the 66 districts. Slightly over 50 percent of the reporting districts borrow facilities. Data is tabulated and examples of facility sharing at 12 institutions are presented. Also included are descriptions of a telefacsimile sharing project and the Learning Resource Centers network. (DC)


ED101810

BEST COPY AVAILABLE

U.S. DEPARTMENT OF HEALTH
EDUCATION & WELFARE
NATIONAL INSTITUTE OF
EDUCATION
1201 K STREET, N.W.
WASHINGTON, D.C. 20004
TELEPHONE (202) 854-6000
FACSIMILE (202) 854-6000

FACILITIES **SHARING**

QUESTIONNAIRE SURVEY, MARCH 74



CHANCELLOR'S OFFICE

**CALIFORNIA COMMUNITY COLLEGES
825 FIFTEENTH STREET
SACRAMENTO CALIFORNIA 95814**

JC 750 166

BEST COPY AVAILABLE

CONTENTS

| | Page |
|--|------|
| FOREWORD | 1 |
| INTRODUCTION | 4 |
| SUMMARY AND CONCLUSIONS | 5 |
| General Statement | 5 |
| Conclusions | 5 |
| QUESTIONNAIRE MECHANICS | 8 |
| The Problem | 8 |
| Procedure | 8 |
| Response from Community College Districts | 9 |
| EVALUATION OF DATA | 10 |
| Shared Facilities | 10 |
| TABLE 1 - TYPE AND NUMBER OF FACILITIES SHARED IN SIXTY-SIX CALIFORNIA COMMUNITY COLLEGE DISTRICTS AS REPORTED IN A QUESTIONNAIRE SURVEY FEBRUARY 1974 | 11 |
| Borrowed Facilities | 12 |
| TABLE 2 - TYPE AND NUMBER OF FACILITIES BORROWED IN SIXTY-SIX CALIFORNIA COMMUNITY COLLEGE DISTRICTS AS REPORTED IN A QUESTIONNAIRE SURVEY, FEBRUARY 1974 | 13 |
| Conclusions | 14 |
| RESPONSE EXAMPLES | 17 |
| Tele-Facsimile Equipment | 17 |
| Learning Resource Center Cooperative Movement | 17 |

BEST COPY AVAILABLE

RESPONSE EXAMPLES (continued)

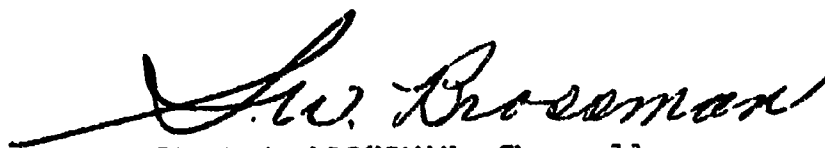
| | |
|--|----|
| Summary | 16 |
| Compton College Board Room | 18 |
| Fresno City College, Facilities Shared (Loaned) | 19 |
| Grossmont College, Facilities without Cost | 20 |
| Modesto Junior College, Facility Usage | 21 |
| Mt. San Antonio College, Use of Facilities by Off-Campus Groups and Organizations | 22 |
| Pasadena City College, Telefacsimile Equipment, Sharing Costs | 23 |
| Pasadena City College, Off-Campus Institutions Using Facilities | 25 |
| Peralta Community College District, College of Alameda | 26 |
| San Francisco Community College District | 27 |
| San Jose City College, Facility Utilization Summary | 28 |
| Santa Monica College, Sharing and Borrowing Facilities | 29 |
| Shasta College, Community Services Report, 1971-72, 1972-73 | 30 |
| Ventura College, Supplemental Information | 31 |

BEST COPY AVAILABLE

FOREWORD

The actual operational programs of the California Community Colleges are very clearly related to the respective communities where located. College staff and personnel have long been aware that the physical facilities of Community Colleges were used for formal off-campus activities and informal on-campus uses. However, the extent and use of these facilities for numerous and varied activities have not been appreciated fully by other agencies. The Facilities Sharing Questionnaire is a technique for obtaining first hand a cross-sectional view of college programs. Sharing and borrowing are in reality the front and back of the same "outreach" hand. The study also reveals the extent to which college functions reach into community life.

I hope the reader will get some new insights into the wide operational activities of the Community Colleges. Many of these functions are not evident in the official statistical reports to the public. The study should assist in providing new data which will give a better picture of California Community Colleges' sharing activities.


SIDNEY W. BROSSMAN, Chancellor
California Community Colleges

The questionnaire survey is a preliminary sample inquiry into the complex problem on the facilities sharing of space. The situation is somewhat like a young lad observing an old swimming hole on an early spring day and inserting a big toe to detect the temperature of the water. Now a sample has been taken, a need does exist for a more sophisticated study. Due to the very fluid nature of the sharing process, the variety of situations encountered and the number of people involved, a more formal study would probably confirm the information given and strengthen the extent of facility sharing. Insight and understanding are needed to know the nature of the sharing process and to evaluate the effect, the relationship and the implications to owned permanent facilities on each campus.

The need for additional information on the amount of shared and borrowed facilities in the California Community Colleges includes the following factors:

1. Knowing the operational facts about an educational enterprise of the magnitude of the California Community Colleges is essential information for the Board of Governors when setting policies for effective administration.
2. Questions have been raised in the prior publications, especially by the Coordinating Council for Higher Education, about the extent of cooperative activities among and between the institutions of higher learning in California.
3. Funding policies, notably bond policies and support, may or may not be successful if information about existing facilities are not current and available to administrators, board, control agencies, legislature and the public.

BEST COPY AVAILABLE

4. Information on the status of the California Community Colleges is a necessary public relations function for maintaining an effective line of communication with the students who attend and the parents who support.

In 1971 a report on "Facilities Sharing Among Institutions of Higher Education in California, An exploratory Study"¹ for the Coordinating Council for Higher Education, gave emphasis to the sharing concept and specifically provided illustrations from the California Universities and State Colleges, but information on the California Community Colleges was conspicuously absent. A reader of the study would get a rather distinct impression that very little sharing of facilities was being done among and between the California Community Colleges. Furthermore, the recommendations implied that by requiring detailed reporting joint use would be an explicit consideration in capital outlay and program planning.

Furthermore, the recommendations included: (1) annual reporting (2) approving special off-campus facilities, (3) award points for joint activities when funding projects, (4) encourage interdistrict and regional planning, (5) use "seed" grants to encourage cooperative interinstitutional programs.

Mention was made that no detailed and reliable studies of the alternative costs of shared facilities as compared with single-user facilities were available.

¹ Jerome Evans, "Facility Sharing Among Institutions of Higher Education in California," an Exploratory Study, Council Report 71-7, Sacramento: Coordinating Council for Higher Education, July 1971, 109 p.

BEST COPY AVAILABLE

The general impression to the reader would be that sharing of facilities was not extensively practiced, that reporting would be a force for stimulating more cooperation, and that funding practices would be used to achieve more participation among and between the institutions of higher learning.

The present survey will give some insight into practices now current and should allay some of the misconceptions that are assumed to be indicative of the status among Community College districts in California.

General Statement

The questionnaire forms returned and the supplementary information accompanying the survey form demonstrated rather forcibly that the California Community Colleges are engaged in extensive sharing and borrowing of facilities not generally known or appreciated outside of district personnel. Apparently, there is no uniform system of reports that would indicate the extensive variety of facilities being utilized.

There is supporting evidence that the Community Colleges are busily involved in really being community colleges. Facilities used range from private homes to tents in the mountains, the classes reported range from the formal to the informal, the number of individuals involved is impressive and the number of colleges reporting is unusually high for a questionnaire survey.

Conclusions

1. Physical education facilities are the most frequently shared facilities on the college campuses. The facilities mentioned include gymnasiums, athletic fields, swimming pools and stadiums. Sharing was reported by 60% of those reporting and represented one-fourth of all facilities shared.
2. General purpose classrooms constitute 9% of all shared facilities and over two-thirds of the colleges participated.
3. General use facilities such as theaters, cafeterias and libraries ranked third, represented 17% of all shared facilities and were

reported by a little less than half the colleges.

4. A typical campus shared 7.5 facilities like those listed and described in the questionnaire. Perhaps of equal importance was the information that the varieties of facilities listed and used exceeded 37.

5. The pattern of borrowed facilities was unlike the pattern for shared facilities. The most frequently borrowed facility was the general purpose classroom. Classrooms were borrowed from other school districts, public agencies and private parties by half the districts and they represented about one-fourth of all facilities borrowed.

6. In second, third and fourth place for borrowed facilities was a somewhat generalized grouping consisting of libraries, extension centers, specialized and class laboratories and physical education facilities. The grouping represented 27% of the districts and one-third of all facilities borrowed.

7. The average district borrowed 5.6 facilities as listed in the questionnaire, the comparative figure for shared facilities was 7.6. Facilities are more frequently shared than borrowed.

8. About 50% or more of the districts share and borrow facilities. The facilities used represent a very broad variety of facilities available on and off campus.

9. The response examples demonstrate the significance, the variety, the diversity of activities and programs being offered to students and the public for which there is little reporting for public informational purposes.

BEST COPY AVAILABLE

10. Telefacsimile¹ equipment sharing demonstrates the effort being made by one group of colleges for sharing and innovating with a new concept although the cost is high on a unit basis.

11. The Learning Resources Centers network of the California Community Colleges Cooperative is an exemplary movement of the sharing concept. The movement is illustrative of an activity in an embryonic stage that has considerable promise for the present as well as the future.

12. Due to the variety of activities, number of locations, differences in reporting practices, contrasts in facilities used, deviations in definitions in Community College districts, it has been difficult to numerically summarize the data at hand in a meaningful fashion. Therefore, the following statements appear appropriate and representative:

1. Some supposedly single-use facilities, such as a board room, are used for many functions and many organizations.
2. Many governmental agencies utilize college facilities.
3. Considerable amounts of space ranging from shopping centers to hospitals are provided without cost.
4. The number of off-campus organizations using college facilities is varied and sizeable.
5. The number of participants utilizing college facilities are significant.
6. Extensive use is made of off-campus locations.

¹Telefacsimile is a process of transmitting, such as printed matter or still pictures, by wire or radio for reproduction.

QUESTIONNAIRE MECHANICS

BEST COPY AVAILABLE

The Problem

Routine activities and standardized facilities such as classrooms, laboratories, offices and libraries have primarily been used in utilization studies. It is very easy for an individual to challenge or question the justification of activities and spaces when information is not available. Furthermore, it is not too difficult to document-owned space. However, the California Community Colleges are unique, for it is very difficult to keep a constant updated record on leased, rented, borrowed, shared, or free facilities. The problem is even more complicated when there is flexible programming, and when there are satellite locations that are varied, diverse, remote and in a continual state of flux.

The present questionnaire survey of borrowed and shared facilities is an attempt to get a cross-sectional view of a viable situation on the sharing of facilities that needs documentation. Therefore, by narrative, statistics and sampling techniques, it is hoped some insight may be gained about shared activities and facilities in the Community Colleges.

Procedure

Each California Community College District was mailed a letter and a questionnaire on January 9, 1974. The questionnaire was due to be returned on January 31. The data requested in the questionnaire listed the type of facility, and spaces were given for describing whether "shared" or "borrowed" and the "nature of the agreement." Twenty-three types of facilities were listed and additional space for "other." Identification included date, name of college and name of respondent.

BEST COPY AVAILABLE

The questionnaires when received were tabulated and evaluated. A sample form of the questionnaire will be found in the appendix.

Response from Community College Districts

The number of respondents was definitely in excess of most questionnaire inquiries. Sixty-six districts out of sixty-nine completed and returned the questionnaires. The percentage of response was 96%. Not only were the questionnaires returned, but many supplementary comments, explanations and other supportive information were returned. The interest expressed was unusual and indicated a strong concern for the problem under study.

Shared Facilities

An examination of the data in Table 1 indicates a preponderance of use in those areas of the curriculum that are informal, susceptible to group or community functions and are flexible for programming purposes. In contrast, shared activities are not so evident in those spaces described as formal such as laboratories and offices -- although general classrooms were an exception. The data demonstrate that if one were to study only the formal areas of the curriculum, a distorted outcome would probably be the result.

The most frequently shared facilities in the Community Colleges relate to physical education and include gymnasiums, athletic fields, swimming pools and stadiums. On a combined basis these facilities represent 25% of the total and were reported by over 60% of the districts.

The sharing of general purpose classrooms is of secondary importance and constitutes 9% of all facilities shared and was reported by 68% of the districts.

Theaters, cafeterias and libraries rank third in importance for sharing. These facilities represent about 17% of the total and 47% of the colleges reporting.

It will be noted that the variety of facilities shared is large. In addition to the category of other, there were 37 different facilities that were listed in Table 1. The average college district had 7.5 facilities on campus that were shared as listed in the questionnaire.

TABLE 1

BEST COPY AVAILABLE

TYPE AND NUMBER OF FACILITIES SHARED IN SIXTY-SIX
CALIFORNIA COMMUNITY COLLEGE DISTRICTS¹ AS REPORTED IN A
QUESTIONNAIRE SURVEY FEBRUARY 1974

| Facility | Number of Districts Sharing | Percent of Total |
|--|-----------------------------------|------------------------|
| Gym & Related Indoor Facilities | 48 | .10 |
| General Purpose Classrooms | 45 | .09 |
| Intermural & Recreational Athletic Fields | 43 | .09 |
| Swimming Pool | 39 | .08 |
| Stadiums | 38 | .08 |
| Theaters | 31 | .06 |
| Cafeteria | 29 | .06 |
| Libraries | 23 | .05 |
| Health Science Facilities | 19 | .04 |
| Computer Centers | 19 | .04 |
| Parking Structure & Lots | 18 | .04 |
| Class Laboratories | 16 | .03 |
| Specialized Laboratories | 14 | .03 |
| Planetarium | 14 | .03 |
| Music Practice Rooms | 13 | .03 |
| Specialized Off-Campus Instruction Stations | 11 | .02 |
| Museums & Galleries | 11 | .02 |
| Art Classrooms | 10 | .02 |
| Extension Centers | 8 | .01 |
| Administration Offices | 7 | .01 |
| Agricultural Field Stations | 6 | .01 |
| Faculty Offices | 1 | * |
| Campus Security Facilities | 1 | * |
| Other Facilities Not on Questionnaire: | 34 | .06 |
| Auditorium | | |
| Church | | |
| Community Center | | |
| Board Room | | |
| Harbor Facilities | | |
| Faculty Center | | |
| Child Care | | |
| Firing Range | | |
| Nature Area | | |
| School | | |
| Regional Occupational Center | | |
| Listening Poom | | |
| Lounge | | |
| Amphitheater | | |
| TOTAL | 498 | 100% |
| Average Number per District | 7.5 | |

¹ Sixty-six (96%) out of sixty-nine districts responded to the "Facilities Sharing Questionnaire. Many of the questionnaires returned were accompanied by supplementary information and explanatory notes.

² Less than .01%

Borrowed Facilities

It appears that the type of facility most frequently borrowed by the Community College districts are general purpose classrooms, health science facilities and specialized off-campus instruction stations. It is logical to group these three facilities and to conclude that the item represents slightly over 50% of the districts and about 25% of all facilities borrowed. One may conclude that classroom space is the most borrowed facility. See Table 2 for additional information.

Coming for second, third, and fourth place are three types of facilities of about equal importance and they are: libraries, extension centers, specialized and class laboratories and physical education facilities. Approximately 27% of the districts report the need for these facilities and as a group they represent about 1/3 of all facilities borrowed. The range and the variety of facilities borrowed exceed in number the facilities that are shared.

The average college district reporting borrows about 5.6 facilities for use within the district.

A comparison between Tables 1 and 2 on shared and borrowed facilities indicates that of all facilities reported, 57% are shared and 43% are borrowed. The facts demonstrate a two-way working relationship of significance. One might assume that although the facilities are shared, a definite need exists for borrowing.

TYPE AND NUMBER OF FACILITIES BORROWED IN SIXTY-SIX
CALIFORNIA COMMUNITY COLLEGE DISTRICTS AS REPORTED IN
A QUESTIONNAIRE SURVEY, FEBRUARY 1974

| Facility | Number of Districts Borrowing | Percent of Total |
|--|-------------------------------------|------------------------|
| General Purpose Classrooms | 34 | 9 |
| Health Science Facilities | 31 | 9 |
| Specialized Off-Campus Instruction Stations | 27 | 7 |
| Libraries | 22 | 6 |
| Extension Center | 20 | 6 |
| Gym & Related Indoor Facilities | 18 | 5 |
| Specialized Laboratories | 17 | 5 |
| Stadiums | 16 | 4 |
| Class Laboratories | 15 | 4 |
| Intermural & Recreational Athletic Fields | 14 | 4 |
| Parking Structure & Lots | 12 | 3 |
| Computer Centers | 11 | 3 |
| Theaters | 11 | 3 |
| Music Practice Rooms | 9 | 3 |
| Swimming Pool | 9 | 3 |
| Cafeteria | 8 | 2 |
| Museums & Galleries | 7 | 2 |
| Art Classrooms | 6 | 2 |
| Administrative Offices | 5 | 1 |
| Agricultural Field Stations | 5 | 1 |
| Planetarium | 5 | 1 |
| Campus Security Facilities | 4 | 1 |
| Faculty Offices | 3 | 1 |
| Other Facilities Not on Questionnaire | 57 | 15 |
| Community Center | Firing Range | City Hall |
| Church | Harbor Facilities | Motel Conference Room |
| Hospital | Police Department | Skating |
| Armory | Raceway | Bowling |
| Golf | College | Laundry |
| Auditorium | Jail | Riding School |
| Child Care | Radio Station | Student Center |
| School | Park | Nature |
| Fire Department | Scuba Diving | |
| TOTAL | 366 | |
| Average Number per District | 5.6 | |

Sixty-six (96%) out of sixty-nine districts responded to the "Facilities Sharing Questionnaire." Many of the questionnaires returned were accompanied by supplementary information and explanatory notes.

JTB:DD:cv
March 18, 1974

Conclusions:

1. The most frequently shared facilities (in order of importance) are: (1) Physical education, (2) General purpose classrooms, and (3) Theaters, cafeterias and libraries.
2. The most frequently borrowed facilities in order of importance are: (1) Instructional facilities including classrooms, health science and specialized instruction stations, and (2) Secondary importance includes libraries, extension centers, laboratories and physical education.
3. For shared facilities, the range of participation includes from 47% to over 60% of the districts answering the questionnaire among those facilities listed in Item 1. A majority of the districts do share facilities. Facility sharing is a common administrative practice and includes a large variety of facilities in the California Community Colleges.

With the exception of classroom facilities, the most frequently used spaces are facilities that lend themselves to informal groups suitable for community service.

4. General purpose classrooms lead the list for borrowed facilities. Of secondary importance are informal use facilities with the exception of laboratories.

Slightly over 50% of the reporting districts do borrow facilities. The facilities borrower cover a very wide range and the most frequently used facilities constitute about 10% of the facilities listed in the questionnaire survey.

RESPONSE EXAMPLES

The supplementary material accompanying the questionnaire returned by the colleges or districts contained additional information that provides considerable insight and outlines operational details. Illustrative material was selected from various districts and colleges. Thirteen items which represent a cross-section follow. Comments will be made on some items but others are assumed to be self-explanatory. The degree of involvement, the magnitude of some programs, the number of people participating, the diverse groups sharing facilities, and the cost for some services are included.

Telefacsimile Equipment

Sharing may or may not be an advantage to a Community College district. The cost for sharing telefacsimile equipment as reported by Pasadena City College is an example of a high unit cost. The project describes how a new service, even though shared and partially financed by a government grant, may not be economically desirable, even though feasible and operational. The development of volume-usage for a new service is an important factor. Usage is increasing and the project will be continued, although expensive.

In contrast, the learning resources center cooperative mentioned in the same article is perhaps one of the best illustrations that can be cited for demonstrating how sharing can be an educational innovation of marked significance and promise.

Learning Resource Center
Cooperative Movement

The Pasadena data contained a description of the San Gabriel Community Colleges Library Cooperative as being composed of eight

institutions (Fullerton, Cypress, Mt. San Antonio, Pasadena City, Chaffey. Rio Hondo, Glendale and Citrus) formed into a cooperative in 1971. The cooperative is now operating under a joint powers agreement. The cooperative has an information exchange and daily delivery service (United Parcel). The cooperative maintains a Union List of Films and a Union List of Periodicals. The cooperative organization has committees for business services, audio-visual reference, technical services and periodicals. It also has an inter-system of activities. All forms of learning resource center services are included in the cooperative.

It should be mentioned that the San Gabriel Community Colleges Library Cooperative is just one satellite in a statewide Community College Learning Resources Center network and belongs to the California Community Colleges Library Cooperative. All California Community Colleges are represented in the cooperative.

There are twelve areas within the state. Each area satellite is in an evolutionary stage of development. The satellites can be developed as needs arise, as leadership is assumed and as cooperative administrative details are resolved. The Learning Resources Centers network is probably the most exemplary cooperative movement now evolving in the California Community Colleges. The movement is somewhat in an embryonic stage of development, but pregnant with possibilities and potential.

Summary

Due to the variety of activities, number of locations, differences in reporting practices, contrasts in facilities used, deviations

in definitions, it has been difficult to numerically summarize the data at hand in a meaningful fashion. Therefore, the following statements appear appropriate and representative of the information that follows:

1. Some supposedly single-use facilities, such as a board room, are used for many functions and many organizations.
2. Many governmental agencies utilize college facilities.
3. Considerable amounts of space ranging from shopping centers to hospitals are provided without cost.
4. The number of off-campus organizations using college facilities is varied and sizeable.
5. The number of participants utilizing college facilities are significant.
6. Extensive use is made of off-campus locations.

Compton College
Board Room

The following organizations have used the Compton College Board Room. Additional explanatory information was given.

| <u>Organization</u> | <u>Number of Hours Used 1972-1974</u> |
|--|---|
| EDUCON | 10 |
| Federal College Council | 5½ |
| Patron's Association | 4 |
| California Community College Placement Officers | 16 |
| Southern California Deans | 2 |
| Assistant Superintendents, California Community Colleges | 2 |
| Bank of America | 8 |
| Art Exhibition | 480 |
| Black Awareness | 40 |
| Cooperative Organization for the Development of Employee Selection Proceedings | 16 |
| United Way | 2 |
| Western States Conference Football Coaches | 3 |
| National Alliance of Business Men | 2 |
| Regional Representatives of the Classified School Employees' Association | 4 |

Fresno City College
Facilities Shared (Loaned)

Fresno City College borrowed facilities that generated an approximate total of 20,754 class hours during 1972-73 and 1973-74. None of the borrowed facilities were leased. In some cases, a fee was paid to cover maintenance and utility expenses.

The following information was submitted on facilities that were loaned:

II. Facilities Shared (Loaned)

Facilities were shared (loaned) to government agencies, schools, tax districts for a total of approximately 1,570 hours from June 30, 1972, to January 20, 1974. There were approximately 210 instances of facility sharing.

Agreements covered payment for the expense of maintenance and utilities.

A. Those using the classrooms, laboratories, gym, and auditorium facilities were as follows:

Fresno City Schools
Fresno County
Fresno City
State of California agencies
U.S. Government agencies
UC Berkeley
UC Santa Barbara
UC Santa Cruz
Pacific College
Riverdale High School
San Joaquin Memorial High School
Community Services (District tax)
California State University, Fresno

In addition to these schools and governmental agencies,

Many community organizations not listed used the facilities.

NOTE: This page was included to indicate unusual sources of space. Notes 1 and 2 were library and theater, and are not included here.

Grossmont College
Facilities Without Cost

| Type of Facility | Shared | Borrowed | Nature of Use Agreement |
|--|--------|----------|---|
| Cafeterias | | | (3) <u>Shopping Center, Community Hall:</u> A large shopping center has kindly allowed us to use their community hall, free of charge, which seats up to 400 and is equipped with a platform stage and PA system. This facility serves an area some distance away from our campus and enables us to publicize our services to residents we would otherwise not reach. So far we have conducted the following series at this shopping center: "The Pursuit of Excellence," "Part Through the Ages," "Buyer Aware." We plan later to start offering musical programs at this location, both classical and modern. The shopping center cooperates by listing our programs in their newspaper which is circulated to 40,000 readers, and they also publicize the events on one of their outdoor signs. |
| Administration Offices | | | |
| Parking Structures and Lots | | | |
| General Purpose Classrooms | | | |
| Class Laboratories | | | |
| Music Practice Rooms | | | |
| Art Classrooms | | | |
| Faculty Offices | | | |
| Campus Security Facilities | | | (4) <u>Hospital Auditorium:</u> Our local Grossmont Community Hospital has made their auditorium, which seats 240, available to us for adult education services. Some of the programs we have presented there recently are: "Days of Wine and Cirrhosis," "Focus on Feelings," "Yours is to Reason Why," "Your Creative Retirement," "Murd, Matter, and Motivation," "Drug Scene Today. All in the Family?" Some of the programs have proven so popular that patrons have overflowed into the cafeteria and Doctors' lounge, and the hospital has wired those facilities also so that patrons could hear the lectures from those areas. |
| Swimming Pools | | | |
| Planetariums | | | |
| Other (describe) | | | |
| (3) <u>Shopping Center, Community Hall</u> | | | |
| (4) <u>Hospital Auditorium</u> | | | |

Date 1-18-74 Name of College Grossmont College
Name and Title of Respondent Dr. Eugene Farrar, Dean of Community Services

BEST COPY AVAILABLE

Modesto Junior College
Facility Usage

Five pages were needed to list the shared and borrowed facilities. In addition to the following page, facilities included: stadiums, theaters, health science facilities, athletic fields and gymnasiums, cafeterias, general purpose classrooms, classroom laboratories, swimming pools and other

| Type of Facility | Shared | Borrowed | Nature of Use Agreement |
|--|--------|----------|---|
| <u>Libraries</u> | | | |
| Criminal Justice Resource Center (Modesto Junior College) | X | | Beyond providing material for the Criminal Justice Training Center's educational program, the resource center is used for storage and dissemination of audio-visual training materials for agencies in the 8 counties covered by the Regional Criminal Justice Training Center. This includes 35 police agencies, 8 county probation departments, 2 Dept. of Corrections parole offices, 3 community colleges, 2 Calif. Youth Authority institutions, 3 county district attorneys, the Calif. Highway Patrol and county courts of the region. This greatly enhances use of this facility. |
| <u>Computer Centers</u> | | | |
| Data Processing (District) | X | X | This facility is shared with Stanislaus County (4 man weeks), Merced College (2 man weeks), Stanislaus State College (1 man week), Modesto City Schools (1 man week), Davis High School (14 man weeks), for a total of 22 man weeks yearly. In addition, 4 man weeks of time is borrowed from the County. This enhances the capability of each institution involved, increases efficiency of use of equipment and buildings and increases total capacity for data processing work. |
| <u>Specialized Laboratories</u> | | | |
| Forest Laboratory (Modesto Junior College) | | X | This consists of a lease agreement with the U.S. Forest Service on five acres of forest land in the Sierras. This facility is used 12 full days a year in training forestry students. This increases the training capability of the college, without additional cost to the district for a forestry lab facility. |

BEST COPY AVAILABLE

Date

Name of College

Name and Title of Respondent

Mt. San Antonio College
Use of Facilities by Off-Campus
Groups and Organizations

The data on this page is only one page from a five-page report. The data illustrate how extensively the facilities were used by giving the recreation program, total days used and total attendance (Item 5). The second illustration indicates that off-campus organizations were used by a total of 221,350 people.

| <u>Recreation Program</u> | <u>Total Days</u> | <u>Total Attendance</u> |
|---------------------------|-------------------|-------------------------|
| All-Comers Track | 17 | 2,600 |
| Badminton & Volleyball | 57 | 2,400 |
| Baseball | 35 | 1,000 |
| Basketball League | 20 | 2,100 |
| Dance | 60 | 720 |
| Gymnastics | 121 | 5,000 |
| Kids Wrestling | 8 | 1,100 |
| Open Swimming | 78 | 16,940 |
| Pass-punt Leagues | 12 | 2,000 |
| Physical Fitness (Men) | 45 | 1,000 |
| Physical Fitness (Women) | 129 | 25,960 |
| Softball | 95 | 8,000 |
| Water Polo | 21 | 1,260 |
| Weights & Conditioning | 47 | 2,000 |
| Wrestling | 122 | 2,400 |
| TOTAL: | | 74,480 |

Use of Facilities by Off-
Campus Organizations

| | |
|-------------------------|---------|
| Athletic Field - Soccer | 3,220 |
| Baseball Field | 18,970 |
| Classrooms | 920 |
| College Dining Hall | 350 |
| Faculty Center | 450 |
| Gym #3 | 9,900 |
| Lecture Halls | 1,000 |
| Little Theater | 600 |
| Parking Lot (2 days) | 1,000 |
| Softball Field | 175 |
| Stadium - Cross Country | 5,950 |
| Stadium - Football | 109,735 |
| Stadium - Track Meet | 13,480 |
| Stadium - Other Events | 16,430 |
| Student Center | 1,050 |
| Swimming Pool | 30,350 |
| Tennis Courts | 1,030 |
| TOTAL: | 221,350 |

Pasadena City College
Telefacsimile Equipment
Sharing Costs

Libraries

Under a Joint Powers Agreement, Pasadena City College formed a consortium in 1971 with seven other community colleges. The current programs of the consortium, known as the San Gabriel Community Colleges Library Cooperative, are described in its annual report for 1972-73 (attached).

The Cooperative has entered into a joint project with the Metropolitan Cooperative Library System (22 public libraries) and with four special libraries. This project, supported by a federal grant which expires June 30, 1974, is primarily for the purpose of sharing existing periodical resources. In 1972-73, Pasadena City College provided copies of 42 articles (248 pages) and received 37 articles (167 pages). Thirty percent of the pages were transmitted via telefacsimile equipment over telephone lines. Thirteen of the 34 cooperating libraries have this equipment.

The level of activity has been so low as to have negligible impact on local facilities. Rather, the effect has been simply to expand the resources of each library beyond its own walls.

The primary hindrances to sharing are (1) the reluctance of patrons to wait several hours, perhaps all day, for information, and (2) the fact that students at this level of education usually do not have to have a specific reference. (If the library lacks a given reference, they can normally substitute a different one which is available at the library in which they are studying.)

Other barriers to sharing are (1) the high cost of telephone service, (2) the rental costs on telefacsimile equipment, (3) the excessive amounts of staff time required for locating references, xeroxing them, and transmitting them. If we were to compute the labor costs for all cooperative activities and add these to other known costs, the average cost to the Pasadena Area Community College District for each of the 37 articles received from other libraries in 1972-73 is estimated to fall between \$75.00 and \$100.00, not including expenditures of federal funds. Unfortunately, the technology for inexpensive and rapid transmittal of information is not yet available to us. Until this hurdle is surmounted, it is not expected that sharing of resources will reach a level which would affect local needs for facilities.

Pasadena City College Off-Campus
Institutions Using Facilities

The following list illustrates the off-campus institutions requesting permits during 1973:

OFF-CAMPUS INSTITUTIONS WHO USED PCC FACILITIES ON
CIVIC CENTER PERMITS DURING THE YEAR 1973

PASADENA RECREATION DEPARTMENT
INTERNAL REVENUE SERVICE
AMERICAN MUSIC TEACHERS ASSOC
PASADENA HIGH SCHOOL
CITY OF PASADENA

JOHN MUIR HIGH SCHOOL
HIGH POINT FOUNDATION
KNOX PRESBYTERIAN CHURCH
UNITED STATES AIR FORCE
BOY SCOUT TROOP #310

DEPT OF HEALTH, EDUCATION & WELFARE
RETIRED SENIOR VOLUNTEER PROGRAM
PASADENA POLICE DEPARTMENT
UNITED STATES POST OFFICE
EDUCATIONAL TESTING SERVICE

AMERICAN COLLEGE TESTING PROGRAM
PASADENA SWIM ASSOCIATION
PASADENA EDUCATION ASSOCIATION
GRAPHIC ARTS TECH FOUNDATION
L.A. COUNTY PARKS & REC DEPT

PASADENA CITY DIRECTOR
PASADENA FIRE DEPARTMENT
PASADENA KIWANIS CLUB
GIRL SCOUT TROOP #548 & 77
LITHO SOCIETY OF LOS ANGELES

SOCIETY OF AMERICAN FORESTERS
ASTRONOMIC SOCIETY OF THE PACIFIC
STAR NEWS & BRITISH COLUMBIA
NATIONAL ORGANIZATION OF WOMEN
STATE PERSONNEL BOARD-HIGHWAY PATROL

SAN GABRIEL VALLEY BOY SCOUTS
CHARTERED LIFE UNDERWRITERS ASSOC
CARTER CARBURETOR DIV-ACF IND., INC.
AMERICAN STRING TEACHERS ASSOCIATION
PACIFIC S.W. BUSINESS LAW ASSOCIATION

SHAKESPEARE CLUB JUNIORS
SUZUKI MUSIC SCHOOL
JET PROPULSION LAB - CAL TECH
FOOTHILL FREE CLINIC
CATHOLIC SOCIAL SERVICE

A fractional portion of the shared and borrowed agreements for one college out of five within the district is as follows: (Alameda listed two and one-half pages)

| <u>Type of Facility</u> | <u>Shared</u> | <u>Borrowed</u> | <u>Nature of Use Agreement</u> |
|--|---------------|-----------------|---|
| Libraries | x | | Book Faire, Publisher in cooperation with class, one event, provided appropriate setting to stimulate interest in reading; no charge. |
| | | x | UCB and other educational institutions, special arrangements where more extensive resources are available; no charge. |
| Computer Centers (classroom & terminal only) | x | | Laney College, for regularly scheduled class; no charge. |
| Specialized off-campus instruction stations | | x | Merritt College's Marine Science Floating Lab, regularly scheduled intervals; direct costs for fuel and student operator. |
| | | x | Lake Merritt Boating Facility, Oakland Parks & Rec. Dept., for sailing classes, continuous use; rental. |
| | | x | Academy of Dance, Alameda, Saturday class sessions (2 classes) in dance; commuting is a problem. |
| Extension Centers | | x | Chinese Community Center, Community Services offers various educational & cultural activities; no charge. |
| | | x | Naval Air Station, Alameda |
| | | x | Naval Supply Center, Oakland |
| Museums & Galleries | | x | Coast Guard, Gov't. Island (Special & general class offerings on site; no charge.) |
| | | x | Oakland Museum, used by science students 5 to 10 times/year for specific assignments -- field trips & labs; no charge |
| | | x | Also, used by art students, field trips. |
| Theaters & Auditoriums | | x | Auditorium, City of Oakland, Spring Music Concert; rental. |
| | | x | Auditoriums, various public schools throughout six cities for music & drama performances; no charge. |

San Francisco Community College District

Adult/Occupational Education Division, Regular Programs
Five pages listed the leasing arrangements for the district.


| 1973-74 | | | | | | | | | |
|---|--|--------|------------|-------|-------------------|-------------------|--------|-------|--------|
| ADULT/OCCUPATIONAL EDUCATION DIVISION | | LESSOR | CCEC | ROOMS | AREA (SQ. FT.) | CLASS HRS WEEK | MOS/YR | \$/MO | \$/YR |
| Regular Programs | | | | | | | | | |
| American Institute of Banking 58 Sutter St. | | | Alemany | 3 | 1,800 | 105 | 10 | 200 | 2,000 |
| Assencion Lutheran Church 3689 19th St. | | | Mission | 1 | 625 | 25 | 10 | 75 | 750 |
| Carpenters J. A. & T. B. 2000 16th St. | | | O'Connell | 6 | 6,600 | 384 | 10 | 400 | 4,000 |
| Clay Street Center YWCA 965 Clay St. | | | Parent Ed. | 3 | 1,680 | 8 | 10 | 50 | 500 |
| Cumberland Presbyterian Chinese Church 1150 Powell | | | Alemany | 11 | 7,000 | 495 | 12 | 1,850 | 22,400 |
| Cumberland Presbyterian Chinese Church 845 Jackson | | | Alemany | 7 | 4,800 | 245 | 12 | 700 | 8,400 |
| Ebeneser Evangelical Lutheran Church 672 Portola | | | Parent Ed. | 6 | 3,000 | 48 | 10 | 100 | 1,000 |

San Jose City College
Facility Utilization Summary

The utilization summary consisted of twenty-five pages similar to the one given below. Total attendance for 1972-73 totaled 256,000 participants. The questionnaire required four pages and enumerated 23 types of facilities. The total report had 33 pages.

MEMO TO: Staff and Board of Trustees
 FROM: L. Arnerich
 SUBJECT: Facility Utilization

During the month of June, the following utilization of College Facilities was made by community organizations:

| <u>Date</u> | <u>Organization</u> | <u>Attendance</u> |
|-------------|--|-------------------|
| June 1 | SJCC District Business Services Office | 4 |
| June 1 | SJCC Music Dept - Orchestra Concert | 75 |
| June 2 | San Jose Parks & Recreation Dept - Special Olympics Swim Meet | 175 |
| June 2 | East Valley Water Polo Club | 20 |
| June 2 | American Dental Assistants Association | 30 |
| June 3 | SJCC CSEA Chapter #363 - Flea Market | 750 |
| June 3 | Ad Hoc Committee for a Santa Clara County Commission on the Status of Women | 50 |
| June 3 | SJCC Music Dept - Choir "Pops" Concert | 200 |
| June 5 | Santa Clara County Mental Health Clinic | 25 |
| June 6 | Santa Clara County Mental Health Clinic | 28 |
| June 7 | SJCC Men's Physical Education Dept | 125 |
| June 8 | SJCC District Business Services Office | 35 |
| June 9 | L.D.S. Church - Junior Olympic Track Meet | 300 |
| June 9 | California School Boards Association | 125 |
| June 10 | National Organization for Women | 40 |
| June 12 | Ballet Association of San Jose - rehearsal | 20 |
| June 12 | Santa Clara County Mental Health Clinic | 24 |
| June 13 | Santa Clara County Mental Health Clinic | 26 |
| June 13 | Cultural Series - Mercedes McCambridge | 200 |
| June 14 | SJCC Dental Assisting Dept - Pinning Ceremony | 225 |
| June 15 | San Jose Hospital School of Nursing | 600 |
| |  | |
| 10 meetings | Track & Field | 2,657* |
| 1 meeting | Volleyball | 41* |
| 1 meeting | Water Polo | 215* |
| 2 meetings | Wrestling | 27* |
| 2 meetings | Yoga | 11* |
| | TOTAL | 17,172* |

Santa Monica College
Sharing and Borrowing Facilities

Spaces needed for instruction range from therapy classes at UCLA Hospital with 196 WSCH¹ to classes taught at Malibu Park Junior High with a 162 WSCH during spring of 1973. Twenty pages were required to list the use of facilities for a wide range of activities. The following on the use of the Little Theater is typical:

LITTLE THEATER

| <u>No. Times Used</u> | <u>Total Hrs. Used</u> | <u>Total No. Persons</u> | <u>Utilized By</u> |
|---------------------------|----------------------------|------------------------------|--|
| 1 | 3 | 200 | Flag Day Citizenship Awards |
| 36 | 234½ | 10,800 | TA Play Production Rehearsals & Performances |
| 1 | 6 | 310 | Band & Choir Concerts |
| 1 | 4 | 310 | " " " |
| 1 | 12 | 310 | " " " |
| 1 | 4 | 310 | " " " |
| 12 | 42 | 3,600 | " " " |
| 8 | 29 | 2,400 | Forum Series - Community |
| 8 | 29 | 2,400 | Forum Series - Community |
| 10 | 37 | 3,000 | Music Department Production |
| 1 | 1 | 150 | Faculty Meeting |
| 1 | 3 | 35 | Rehearsal |
| 1 | 5½ | 300 | Concert Choral Performance |
| 1 | 3 | 300 | High School Graduation Ceremonies |
| 1 | 4 | 300 | Probationary Students Meeting |
| 1 | 5 | 100 | CRA Awards & Dance Workshop |
| 4 | 18 | 800 | CRA Dance Workshop |
| 1 | 8½ | 300 | Real Estate Seminar |
| 1 | 3 | 150 | Coronettes Awards |
| 1 | 3 | 350 | Students' Concert |
| 3 | 13½ | 500 | Students' Films |
| 1 | 1 | 320 | AWARE Club's Speaker |
| 1 | 4 | 100 | Vet's Club Movie |
| 1 | 1 | 100 | Law Day |
| 1 | 5 | 300 | Culture Fair - Student & Community |
| 12 | 95½ | 3,000 | TA Production Performances |
| 12 | 87½ | 2,500 | TA Production Performances |
| 5 | 30 | 1,500 | TA Production Performances |
| 10 | 17½ | 150 | Modern Dance Rehearsal Workshop & Performances |
| 7 | 44 | 1,800 | TA Dress Rehearsal & Performances |
| 12 | 86½ | 2,000 | TA Dress Rehearsal & Performances |
| 13 | 75 | 2,000 | TA Dress Rehearsal & Performances |
| 1 | 4 | 250 | S.M. Boys' Club Choir |
| <u>171</u> | <u>919</u> | <u>40,945</u> | |

¹Weekly Student Contact Hours

Shasta College
Community Services Report
1971-72; 1972-73

The table that follows was taken from a two-page report on community services. Activities included: dinner meetings, conferences, summer festival, children's theater, programs, lecture series and child care. California State University at Chico and the University of California at Davis used facilities for classes, seminars and workshops.

| <u>Categories</u> | <u>1971-72</u> | <u>1972-73</u> |
|---|----------------------|----------------------|
| Business and Professional Organizations | 2,140 | 1,492 |
| Calif. State University, Chico and University of California | 13,039 | 13,412 |
| Cultural Organizations and Activities | 38,954 | 33,714 |
| Educational Organizations and Associations | 11,380 | 9,355 |
| Government Agencies and Organizations | 1,596 | 1,196 |
| Labor Groups and Unions | 872 | 1,024 |
| Lectures | 4,685 | 4,516 |
| Recreational Organizations and Activities | 55,318 | 62,125 |
| Speakers Bureau | 7,255 | 5,407 |
| Miscellaneous | 9,896 | 14,756 |
| | <hr/> | <hr/> |
| TOTAL | 145,135 ¹ | 146,997 ¹ |

¹ Individuals in attendance at categories given

Ventura College
Supplemental Information

Classes are taught in the following locations:

| | |
|---------------------------------|------------|
| Oxnard Educational Center | 42 classes |
| Rose Avenue School, Oxnard | 26 classes |
| Port Hueneme Naval Base Program | 25 classes |

(The information on these activities has been summarized)

Other Off-Campus Locations

Ventura College offers courses in many other areas. In the fall of 1973 classes were held for instructional aides at Santa Paula, in agriculture at Ojai, special classes for nurses and for county employees were held at Los Robles Hospital in Thousand Oaks and at General Hospital in Ventura. Also apprentice classes are held every semester at the Carpenter Training Center in Camarillo.

We will be renting the following facilities for Spring 1974:

IBEW Hall, Ventura
Boys Club, Santa Paula
Community Service Organization, Oxnard
Rose Avenue School, Oxnard
Carpenters Training Center, Camarillo
Anacapa Junior High School, Ventura

We will be using the following facilities rent free:

Los Robles Hospital, Thousand Oaks
General Hospital, Ventura
Camarillo State Hospital, Camarillo
Ventura School, Camarillo
Hueneme Naval Base, Hueneme
Westminster Presbyterian Church, Hueneme
Blanchard School, Santa Paula
E. O. Green School, Hueneme
Juanita School, Oxnard
Ramona School, Oxnard
Marina West School, Oxnard
Nordhoff High School, Ojai
Los Altos School, Camarillo

BEST COPY AVAILABLE

APPENDIX

32

76



BEST COPY AVAILABLE

January 9, 1974

TO: Superintendents and Presidents
FROM: Sid Brossman
SUBJECT: Facilities Sharing Questionnaire

We're aware that Community Colleges are engaged in facilities sharing with other Community Colleges and with other public and private institutions. However, there has been no recent organized effort to record such sharing activities except for a Joint Committee on the Master Plan special report that was broadly based and included few specific examples of Community College sharing activities.

State matching funds from the 1972 Bond Act will be almost exhausted as a consequence of the 1974-75 capital outlay program. It's in our mutual self-interest to identify instances of facilities sharing as we plan ways of extending state support for needed Community College construction and remodeling in the next several years.

It is recognized that within the total amount of space required for a campus, a relatively small portion is likely to be susceptible to sharing arrangements. However, since potential savings (and other benefits) may still be large even where they constitute a small percentage of total costs, it is important to be prepared to inform other government agencies and legislators of our "sharing in lieu of construction" activities.

So, will you please route the enclosed brief questionnaire to the appropriate person on your staff and ask that it be completed and returned to the Chancellor's Office, care of Ed Rodgers, Chief, College Facilities Planning, not later than January 31, 1974.

Enclosure

cc: Business Managers and Facilities Planners (w/enclosure)

UNIVERSITY OF CALIF.
LOS ANGELES

MAR 28 1975

CLEARINGHOUSE FOR
HIGHER EDUCATION
INFORMATION

California Community Colleges 74-2

Sidney W. Brossman, Chancellor

Office of the Chancellor

825 Fifteenth Street, Sacramento, California 95814

OFFICE OF CHANCELLOR
CALIFORNIA COMMUNITY COLLEGES
Academic & Student Affairs

Facilities Sharing Questionnaire

(To be completed and returned to Mr. Edward Rodgers, Chief, College Facilities Planning, 825 15th Street, Sacramento, not later than January 31, 1974)

During the last school year (1972-73) and the present school year (1973-74) which of the following types of facilities have you shared with (or borrowed from) other Community Colleges, high schools, colleges, universities, private agencies, or other institutions:

| Type of Facility | Shared | Borrowed | *Nature of Use Agreement |
|---|--------|----------|--------------------------|
| Libraries | | | |
| Computer Centers | | | |
| Specialized Laboratories | | | |
| Specialized off-campus instruction stations | | | |
| Extension Centers | | | |
| Stadiums | | | |
| Museums and Galleries | | | |
| Theaters | | | |
| Agricultural Field Stations | | | |
| Health Science Facilities | | | |
| Intermural and Recreational and Athletic Fields | | | |
| Gymnasiums and related indoor facilities | | | |

*Briefly explain benefits, type of institution, problems involved, number of instances, amount of time involved, and impact on facilities. If arrangement is particularly innovative or unique, please explain. Use additional sheets as necessary. Additional supportive information you deem to be appropriate may be transmitted with this questionnaire when it is returned to the Chancellor's Office.

BEST COPY AVAILABLE

Facilities Sharing Questionnaire (continued)

| Type of Facility | Shared | Borrowed | Nature of Use Agreement |
|-----------------------------|--------|----------|-------------------------|
| Cafeterias | | | |
| Administration Offices | | | |
| Parking Structures and Lots | | | |
| General Purpose Classrooms | | | |
| Class Laboratories | | | |
| Music Practice Rooms | | | |
| Art Classrooms | | | |
| Faculty Offices | | | |
| Campus Security Facilities | | | |
| Swimming Pools | | | |
| Planetariums | | | |
| Other (describe) | | | |
| | | | |
| | | | |

Date _____ Name of College _____

Name and Title of Respondent _____

BEST COPY AVAILABLE

